

# PIK RITE SPREADERS

INDUSTRY LEADERS IN INNOVATION AND DEPENDABILITY



PIK RITE SPREADERS  
BUILT TO WORK THE WAY YOU WORK



## PRODUCT GUIDE





## ENGINEERED FOR THE MOST DEMANDING WORK

Each Hydra-Ram spreader is built to withstand the demands of farm life. All side and floor panels are constructed with a laminated poly covered finish for maximum strength and durability.

## VERSATILITY AND AGILITY

The Hydra-Ram line covers a wide range of sizes and models to fit all capacity, terrain and application needs, from the small family farm to the largest live-stock operations.

### SERIES

|         | Vertical<br>Beater<br>Models | Horizontal<br>Beater<br>Models | Spinner<br>Model |
|---------|------------------------------|--------------------------------|------------------|
| 250 Bu. | HR 250                       | 490                            |                  |
| 400 Bu. | HR 400                       | 790                            | 795              |
| 550 Bu. | HR 550                       |                                |                  |
| 880 Bu. | HR 880                       |                                |                  |

# Hydra-Ram Spreader Series

The most efficient hydraulic push spreaders in the industry





# Hydra-Ram Technology

Two-stage innovative design combines hydraulic push cylinders with a moving platform



## LESS COMPACTION

This line of tough machines uses both a sliding floor and a moving front panel to deliver the material to the beaters. The sliding floor is pushed back first, using an engineered hydraulic cylinder. When fully extended, the front panel moves back to unload the box completely.

## LESS MAINTENANCE

The Hydra-Ram is engineered to get the job done with fewer moving parts. This design efficiency extends the life of the spreader while requiring less maintenance and down-time than other manufacturer's equipment. Auger systems tend to compact the material into clumps, causing uneven distribution and increased wear on the beater system.

## MORE CONTROL

The Hydra-Ram 2-stage push system delivers the material to the beaters at an even and controlled speed. The push technology allows you to unload the material faster than auger or side sling machines.



## Specifications

|  |                                |
|--|--------------------------------|
| Capacity                                       | 250 Bushels                    |
| Struck Level ASAE S324.1                       | 147 cu. ft.                    |
| Heaped ASAE S324.1                             | 249 cu. ft.                    |
| Load carrying capacity                         | 6.5 tons                       |
| Loading height                                 | 54.5 in.                       |
| Inside width of box                            | 61.75                          |
| Depth of box                                   | 28.5                           |
| Overall width w/truck tires<br>(tire size)     | 104.5 in.<br>(11 R22.5)        |
| Overall width w/flotation tires<br>(tire size) | 109.5 in.<br>(16.5L-16.1)      |
| Top of moving panel                            | 66.5 in.                       |
| Top of beaters                                 | 76 in.                         |
| Overall length                                 | 23 ft.                         |
| Face of moving panel to<br>beater centerline   | 13 ft. 10 in.                  |
| Number of beaters                              | Two                            |
| Beater speed                                   | 350 RPM                        |
| Fan diameter                                   | 29.7 in.                       |
| Number of paddles on beaters                   | 36                             |
| Tractor PTO HP<br>(min. recommended)           | 60 HP                          |
| Number of unloading speeds                     | Infinite from<br>0-16 ft./min. |
| PTO speed                                      | 540                            |
| PTO shaft diameter                             | 1-3/8 in.                      |
| Number of end gate cylinders                   | One                            |
| Tare Weight                                    | 5,540 lbs.                     |

## A versatile heavy duty spreader for low volume requirements



LOW PROFILE, QUICK DETACH BEATERS AVAILABLE!



All Pik Rite HR series spreaders provide a fine, wide and uniform spread pattern. This spreader can be upgraded with a side extension kit to make it a 325 bushel unit. All HR series spreaders also come with quick detach beaters and a contoured push panel for better cleanout.



Our most popular size; engineered for the most demanding jobs



## Specifications

|   |                             |
|---|-----------------------------|
| Capacity                                    | 400 Bushels                 |
| Struck Level ASAE S324.1                    | 249 cu. ft.                 |
| Heaped ASAE S324.1                          | 418 cu. ft.                 |
| Load carrying capacity                      | 11.5 tons                   |
| Loading height                              | 64 in.                      |
| Inside width of box                         | 71 in.                      |
| Depth of box                                | 32 in.                      |
| Overall width w/truck tires (tire size)     | 116.5 in. (11 R22.5)        |
| Overall width w/flotation tires (tire size) | 121.5 in. (16.5L-16.1)      |
| Top of moving panel                         | 76 in.                      |
| Top of beaters                              | 89 in.                      |
| Overall length                              | 28 ft. 6 in.                |
| Face of moving panel to beater centerline   | 16 ft. 4 in.                |
| Number of beaters                           | Two                         |
| Beater speed                                | 420 rpm                     |
| Fan diameter                                | 34.6 in.                    |
| Number of paddles on beaters                | 42                          |
| Tractor PTO HP (min. recommended)           | 100 hp                      |
| Number of unloading speeds                  | Infinite from 0-16 ft./min. |
| PTO speed                                   | 1000                        |
| PTO shaft diameter                          | 1-3/8 in. - 1-3/4 in.       |
| Number of end gate cylinders                | Two                         |
| Tare Weight                                 | 9,675 lbs.                  |

The Pik Rite HR series quick detachable beater system is innovative and effective! Built to spread the toughest, pen packed dairy manure, dry feed lot, and composite material with ease. This vertical beater unit comes standard with two beaters and a double constant velocity 1000 RPM PTO drive.



## Specifications

|  |                                    |
|--|------------------------------------|
| Capacity                                       | 550 Bushels                        |
| Struck Level ASAE S324.1                       | 435 cu. ft.                        |
| Heaped ASAE S324.1                             | 604 cu. ft.                        |
| Load carrying capacity                         | 16.6 tons                          |
| Loading height                                 | 87 in.                             |
| Inside width of box                            | 71 in.                             |
| Depth of box                                   | 56.75 in.                          |
| Overall width w/truck tires<br>(tire size)     | 130 in.<br>(425/65R22.5)           |
| Overall width w/flotation tires<br>(tire size) | 135 in.<br>(550/60-22.5)           |
| Top of moving panel                            | 97.5 in.                           |
| Top of beaters                                 | 112 in.                            |
| Overall length                                 | 28 ft. 6 in.                       |
| Face of moving panel<br>to beater centerline   | 16 ft. 4 in.                       |
| Number of beaters                              | Two                                |
| Beater speed                                   | 420 rpm                            |
| Fan diameter                                   | 34.6 in.                           |
| Number of paddles on beaters                   | 64                                 |
| Tractor PTO HP<br>(min. recommended)           | 150 hp                             |
| Number of unloading speeds                     | Infinite from<br>0-16 ft. per min. |
| PTO speed                                      | 1000                               |
| PTO shaft diameter                             | 1-3/8 in./<br>(1-3/4 in.)          |
| Number of end gate cylinders                   | Two                                |
| Tare Weight (w/425 tires)                      | 12,420 lbs.                        |

Designed to make the large spreading chores easy



The tough and efficient HR 550 was built for larger operations. With a 550 bushel capacity this spreader can make quick work of the larger spreading chores or simply remove the quick detachable beaters to use this versatile machine for stock piling!



## Why farmers are choosing Pik Rite spreaders:



## Features

1. QUICK DETACH BEATERS
2. DIRECT SHAFT DRIVE
3. POLYLAMINATE FLOOR & SIDES
4. STAINLESS STEEL TUBING
5. HEAVY DUTY WALKING BEAMS
6. HEAVY DUTY GEAR BOXES
7. CLUTCH PROTECTED DRIVE LINES
8. EASY ACCESS GREASE FITTING BANKS
9. HEAVY DUTY JACK STANDS
10. ENDGATE RUBBER SAFETY SHIELD
11. WEIGH SCALE INSTALLATION READY
12. QUICK ACCESS PANEL FOR SERVICE



# 490 and 790 Models

## Horizontal Beater Models

The 490, 790 and 795 model spreaders have similar capacity and specifications as the vertical beater HR 250 and HR 400. Contact your sales representative for more information.

### Features

- SINGLE OR DOUBLE BEATERS

For distributing materials that are more prone to clumping, an optional upper beater can be added for a more uniform spread.

- SLURRY PAN

Our quick-opening slurry pan can be added to help spread chicken litter. This unit forces the beater to completely empty the load. The slurry pan will also help to keep material off the road.

PROUDLY  
MADE IN THE USA





# 795 Spinner Model



## The Hydra-Ram technology in a spinner model



The Pik Rite HR series spinner spreader is innovative and effective! This spinner spreader delivers an even and consistent spread pattern in lighter, dry materials and with occasional pen pack usage.

## Features

### • SPINNERS

Heavy duty spinners provide unmatched widespread performance.

### • REMOVABLE BEATER ASSEMBLY

Spinner assembly can easily be removed to use spreaders for stockpiling.



BUILT TO WORK  
THE WAY YOU WORK



## Custom Options

- **COLOR OPTIONS**  
ALL PIK RITE SPREADERS COME IN TRADITIONAL GREEN, INDUSTRIAL YELLOW, RED OR BLUE
- **FORWARD ROCK GUARD**  
HEAVY DUTY ROCK GUARD MOUNTS TO FRONT OF SPREADER
- **SIDE EXTENSION KIT**  
AVAILABLE ON ALL MODELS TO INCREASE CAPACITY
- **ROAD SAFETY AND FIELD WORK LIGHTS**
- **FLOW CONTROLS**  
HYDRAULIC FLOW CONTROL ADJUSTS THE RATE OF DISTRIBUTION & IS CAB OR TONGUE MOUNTABLE
- **TIRE CONFIGURATIONS**



|            | Recapped Truck | Used Truck                   | Implement Flotation | Flotation   |
|------------|----------------|------------------------------|---------------------|-------------|
| 250 Bushel | 11 R22.5       | 385/65 R22.5<br>425/65 R22.5 | 16.5 x 16.1         |             |
| 400 Bushel | 11 R22.5       | 385/65 R22.5<br>425/65 R22.5 | 16.5 x 16.1         | 500/50-22.5 |
| 550 Bushel |                | 425/65 R22.5                 |                     | 550/60-22.5 |





# Hydra-Pull Spreader Series

Built with the strongest web chains in the industry, these spreaders have the durability and capacity to meet the demands of larger farm operators and custom haulers!



- **HEAVY DUTY PINTLE CHAIN**  
Chain delivery system includes 1" thick, hardened, solid steel rivet pins and 1/2" thick steel side plates to handle large loads with ease. Chain strength is rated for 110,000 lbs.
- **SPRING TENSION ROLLERS**  
The spring loaded front idler rollers keep the chain secure and provide better chain tracking.
- **2 - PIECE DRIVE SPROCKET**  
The pintle chain sprocket allows for service removal without completely disassembling the drive system.
- **WEIGH SCALE INSTALLATION READY**  
All Hydra-Pull models are designed for Digistar load cells in the spreader tongue and under spreader body.
- **AIR OR HYDRAULIC BRAKES**

**Hydra-Pull**  
SPREADERS

**SERIES**



## Specifications

|  |                                       |
|--|---------------------------------------|
| Capacity   | 380 Bushels                           |
| Struck Level ASAE S324.1                                   | 276 cu. ft.                           |
| Heaped ASAE S324.1   | 427 cu. ft.                           |
| Load carrying capacity                                     | 11.5 tons                             |
| Loading height   | 67.75 in.                             |
| Inside width of box  | 61.75-65 in.                          |
| Depth of box   | 28.5                                  |
| Overall height (gate closed)                               | 99 in.                                |
| Overall width w/flotation tires<br>(tire size 500/50-22.5) | 115 in.<br>(radial tires)             |
| Top of beaters   | 76 in.                                |
| Overall length   | 27 ft. 4 in.                          |
| Bed Length   | 218 in.                               |
| Number of beaters  | Two                                   |
| Beater speed   | 420 RPM                               |
| Fan diameter   | 34.6 in.                              |
| Number of paddles on beaters                               | 36                                    |
| Tractor PTO HP<br>(min. recommended)                       | 100 HP                                |
| Number of unloading speeds                                 | Infinite from<br>0-15.21 ft./<br>min. |
| PTO speed  | 1000                                  |
| PTO shaft diameter   | 1-3/8 in.<br>or 1-3/4 in              |
| Number of end gate cylinders                               | Two                                   |
| Tare Weight  | 11,500 lbs.                           |

A versatile heavy duty spreader for every farm!



Get all the benefits of the Hydra-Pull series with this popular sized HP 380. Compatible with the vertical or compost PRO quick attach beater units. WH124 pintle chains provide years of durability and the metering end gate makes application consistent and user friendly!



Sized for efficiency and engineered for the most demanding jobs.



Featuring a rugged steel box design with poly board flooring and heavy duty direct drive beaters, this spreader is built to work the way you work! The guillotine style metering end gate and quick detach beaters make this a versatile, multi-purpose farm implement!

## Specifications

|  |                                       |
|--|---------------------------------------|
| Capacity   | 500 Bushels                           |
| Struck Level ASAE S324.1                                   | 425 cu. ft.                           |
| Heaped ASAE S324.1   | 622 cu. ft.                           |
| Load carrying capacity                                     | 16.6 tons                             |
| Loading height   | 89 in.                                |
| Overall height (gate closed)                               | 118 in.                               |
| Depth of box   | 47.2 in.                              |
| Inside width of box  | 83.5 in.-65 in.                       |
| Overall width w/flotation tires<br>(tire size 500/60-22.5) | 118.25 in.<br>(radial tires)          |
| Top of beaters   | 89 in.                                |
| Bed length   | 218 in.                               |
| Overall length   | 27 ft. 4 in.                          |
| Number of beaters  | Two                                   |
| Beater speed   | 420 rpm                               |
| Fan diameter   | 34.6 in.                              |
| Number of paddles on beaters                               | 70                                    |
| Tractor PTO HP<br>(min. recommended)                       | 150 hp                                |
| Number of unloading speeds                                 | Infinite from<br>0-15.21 ft./<br>min. |
| PTO speed  | 1000                                  |
| PTO shaft diameter   | 1-3/8 in.<br>or 1-3/4 in.             |
| Number of end gate cylinders                               | Two                                   |
| Tare Weight  | 13,140 lbs.                           |



## Specifications

|   |                                |
|---|--------------------------------|
| Capacity                                    | 700 Bushels                    |
| Struck Level ASAE S324.1                    | 463 cu. ft.                    |
| Heaped ASAE S324.1                          | 709 cu. ft.                    |
| Load carrying capacity                      | 19.2 tons                      |
| Inside width of box                         | 91 in. to 60 in.               |
| Depth of box                                | 44.5 in.                       |
| Overall width w/flotation tires (tire size) | 132 in<br>700/40-22.5          |
| Overall height                              | 128 in.                        |
| Overall length                              | 32 ft. 3 in.                   |
| Bed length                                  | 24 ft.                         |
| Load height                                 | 90 in.                         |
| Number of beaters                           | 2                              |
| Beater speed                                | 420 RPM                        |
| Fan diameter                                | 34.6 in.                       |
| Number of paddles on beaters                | 70 total                       |
| Tractor PTO HP (min. recommended)           | 185 HP                         |
| Number of unloading speeds                  | Infinite from 0-15.21 ft./min. |
| PTO speed                                   | 1000                           |
| PTO shaft diameter                          | 1 3/4 in.                      |
| Number of end gate cylinders                | 2                              |
| Tare weight                                 | 16,000 lbs.                    |

Built to maximize your time and efficiency.



The Pik Rite HP series quick detachable beater system is innovative and effective! Built to spread the toughest, pen packed dairy manure, dry feed lot, and composite material with ease. This vertical beater unit comes standard with two beaters and a double constant velocity 1000 RPM PTO drive.



Our most popular size; tested and proven by our loyal customers.



All Pik Rite HP series spreaders provide a fine, wide and uniform spread pattern. This spreader can be upgraded with a side extension kit for special purpose application. All HP series spreaders also come with quick detach beaters and a heavy duty web chain for excellent cleanout.

## Specifications

|   |                                   |
|---|-----------------------------------|
| Capacity                                    | 880 Bushels                       |
| Struck Level ASAE S324.1                    | 712 cu. ft.                       |
| Heaped ASAE S324.1                          | 1096 cu. ft.                      |
| Load carrying capacity                      | 24.2 tons                         |
| Inside width of box                         | 60 in. to 96 in.                  |
| Depth of box                                | 53.2 in.                          |
| Overall width w/flotation tires (tire size) | 132 in.<br>700/40-22.5            |
| Overall height                              | 129 in.                           |
| Overall length                              | 31 ft. 6 in.                      |
| Bed length                                  | 24 ft.                            |
| Load height                                 | 100.5 in.                         |
| Number of beaters                           | 2                                 |
| Beater speed                                | 420 RPM                           |
| Fan diameter                                | 34.6 in.                          |
| Number of paddles on beaters                | 70 total                          |
| Tractor PTO HP (min. recommended)           | 200 HP                            |
| Number of unloading speeds                  | Infinite from<br>0-15.21 ft./min. |
| PTO speed                                   | 1000                              |
| PTO shaft diameter                          | 1 3/4 in.                         |
| Number of end gate cylinders                | 2                                 |
| Tare weight                                 | 17,040 lbs.                       |



## Specifications

|   |                                |
|---|--------------------------------|
| Capacity                                    | 1,100 Bushels                  |
| Struck Level ASAE S324.1                    | 890 cu. ft.                    |
| Heaped ASAE S324.1                          | 1370 cu. ft.                   |
| Load carrying capacity                      | 30 tons                        |
| Inside width of box                         | 60 in. to 96 in.               |
| Depth of box                                | 53 in.                         |
| Overall width w/flotation tires (tire size) | 137in.-28LR26                  |
| Overall height                              | 137 in.                        |
| Overall length                              | 38 ft. 4 in.                   |
| Bed length                                  | 30 ft.                         |
| Load height                                 | 113 in.                        |
| Number of beaters                           | 2                              |
| Beater speed                                | 420 RPM                        |
| Fan diameter                                | 34.6 in.                       |
| Number of paddles on beaters                | 70 total                       |
| Tractor PTO HP (min. recommended)           | 250 HP                         |
| Number of unloading speeds                  | Infinite from 0-15.21 ft./min. |
| PTO speed                                   | 1000                           |
| PTO shaft diameter                          | 1 3/4 in.                      |
| Number of end gate cylinders                | 2                              |
| Tare weight                                 | 26,500 lbs.                    |

Built on a GEA chassis, this 1,100 bushel spreader designed for the large beef feedlots, large dairy operations, and custom haulers.

30 ton spreader for large operations & custom haulers.



- 30 TON CAPACITY
- GEA TRI-AXLE CHASSIS
- FRONT LIFT AXLE
- FRONT & REAR STEERING AXLES



The quick attach beater system makes this a truly versatile machine. From spreading manure to grain and silage hauling, the HP 1100 is designed to maximize return on investment!



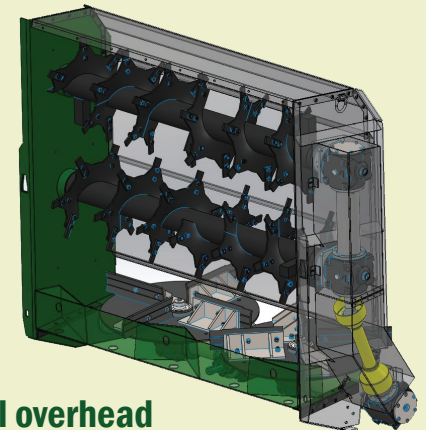
# Compost PRO



## Poultry Litter and Compost Solution



The Compost PRO beater attachment is perfect for poultry litter and available on all spreader models.



- Dual overhead horizontal beaters
- Dual heavy duty spinners
- Adjustable hood
- Quick access beater panel
- Quick attach (interchangeable with vertical beaters)

The adjustable shield allows for accurate edge control when spreading along fence rows or property lines!

The hydraulic opening back panel makes maintenance and visual inspection easy!

Perfect for spreading light, dry material, the Compost PRO from Pik Rite is your poultry litter solution! Dual action quick attach unit fits all Pik Rite spreader models. Call for availability.

(PICTURED ABOVE ON HP 880 AND TECHNICAL ILLUSTRATION BELOW WITH HP 380 )






|  | 490                              | HR 250                           | 790                              | HR 400                           | 795                              | HR 550                           | HR 880                           |
|--|----------------------------------|----------------------------------|----------------------------------|----------------------------------|----------------------------------|----------------------------------|----------------------------------|
| Capacity                                       | 250 Bushels                      | 250 Bushels                      | 400 Bushels                      | 400 Bushels                      | 400 Bushels                      | 550 Bushels                      | 880 Bushels                      |
| Struck level<br>ASAE S324.1                    | 147 cu. ft.                      | 147 cu. ft.                      | 249 cu. ft.                      | 249 cu. ft.                      | 249 cu. ft.                      | 435 cu. ft.                      | 712 cu. ft.                      |
| Heaped<br>ASAE S324.1                          | 206 cu. ft.                      | 249 cu. ft.                      | 340 cu. ft.                      | 418 cu. ft.                      | 340 cu. ft.                      | 604 cu. ft.                      | 1096 cu. ft.                     |
| Heaped (upper beater)<br>ASAE S324.1           | 249 cu. ft.                      | N/A                              | 418 cu. ft.                      | N/A                              | 418 cu. ft.                      | N/A                              | N/A                              |
| Load carrying capacity                         | 6.5 tons                         | 6.5 tons                         | 11.5 tons                        | 11.5 tons                        | 11.5 tons                        | 16.6 tons                        | 24.2 tons                        |
| Depth of box                                   | 28 in.                           | 28.5 in.                         | 32 in.                           | 32 in.                           | 32 in.                           | 56.75 in.                        | 53.2 in.                         |
| Inside width of box                            | 61.75 in.                        | 61.75 in.                        | 71 in.                           | 71 in.                           | 71 in.                           | 71 in.                           | 60 in. to 96 in.                 |
| Overall width w/truck tires<br>/ tire size     | 97.5 in.<br>10.00-20             | 104.5 in.<br>11/R22.5            | 116.5 in.<br>10.00-20            | 116.5 in.<br>11/R22.5            | N/A                              | 130 in.<br>425/65 R22.5          | N/A                              |
| Overall width w/flotation<br>tires / tire size | 105 in.<br>16.5L-16.1            | 109.5 in.<br>16.5L-16.1          | 121.5 in.<br>16.5L-16.1          | 121.5 in.<br>16.5L-16.1          | 132 in.<br>550/60-22.5           | 135 in.<br>550/60-22.5           | 132 in.<br>700/40-22.5           |
| Overall length                                 | 18 ft. 7 in. -<br>18 ft. 10 in.  | 23 ft.                           | 24 ft. 8 in. -<br>24 ft. 11 in.  | 28 ft. 6 in.                     | 24 ft. 11 in.                    | 28 ft. 6 in.                     | 31 ft. 6 in.                     |
| Loading height                                 | N/A                              | 54.5 in.                         | N/A                              | 76 in.                           | N/A                              | 87 in.                           | N/A                              |
| Top of moving panel                            | 53 in.                           | 66.5 in.                         | 61.7 in.                         | 76 in.                           | 70 in.                           | 97.5 in.                         | N/A                              |
| Top of upper beater                            | 60.5 in.                         | 76 in.                           | 70 in.                           | 89 in.                           | 84 in.                           | 112 in.                          | 120 in.                          |
| Face of moving panel to<br>beater center line  | 12 ft. 6 in.                     | 13 ft. 10 in.                    | 16 ft. 1 in.                     | 16 ft. 4 in.                     | 16 ft. 1 in.                     | 16 ft. 4 in.                     | 24 ft.                           |
| Number of beaters                              | 1/(2)                            | 2                                | 1/(2)                            | 2                                | 2                                | 2                                | 2                                |
| Beater speed                                   | 394 rpm                          | 350 rpm                          | 337 rpm                          | 420 rpm                          | 394 rpm                          | 420 rpm                          | 420 rpm                          |
| Upper beater(s) speed                          | 284 rpm                          | N/A                              | 294 rpm                          | N/A                              | 284 rpm                          | N/A                              | N/A                              |
| Fan diameter                                   | 27 in.<br>(13.25 in.)            | 29.7 in.                         | 32 in.<br>(16 in.)               | 34.6 in.                         | 24 in.                           | 34.6 in.                         | 34.6 in.                         |
| Number of paddles on<br>beater                 | 12                               | 36                               | 16                               | 42                               | 12                               | 64                               | 64                               |
| Tractor PTO horsepower<br>min. rec.            | 60 hp                            | 60 hp                            | 100 hp                           | 100 hp                           | 100 hp                           | 150 hp                           | 200 hp                           |
| Number of unloading<br>speeds                  | Infinite from<br>0 - 16 ft./min. | Infinite from<br>0 - 16 ft./min. | Infinite from<br>0 - 16 ft./min. | Infinite from<br>0 - 16 ft./min. | Infinite from<br>0 - 16 ft./min. | Infinite from<br>0 - 16 ft./min. | Infinite from<br>0 - 16 ft./min. |
| PTO speed                                      | 540                              | 540                              | 1000 / (540)                     | 1000                             | 1000                             | 1000                             | 1000                             |
| PTO shaft diameter                             | 1-3/8 in.                        | 1-3/8 in.                        | 1-3/8 in.                        | 1-3/8 in.<br>(1-3/4 in.)         | 1-3/8 in.                        | 1-3/8 in.<br>(1-3/4 in.)         | 1-3/4 in.                        |
| Endgate cylinders                              | One                              | One                              | Two                              | Two                              | Two                              | Two                              | Two                              |
| Tare weight                                    |                                  | 5,540 lbs.                       |                                  | 9,675 lbs.                       |                                  | 12,420 lbs<br>[w/425 tires]      |                                  |




|  | HP 380                        | HP 500                        | HP 700                        | HP 880                        | HP 1100                       |
|--|-------------------------------|-------------------------------|-------------------------------|-------------------------------|-------------------------------|
| Capacity                                       | 380 Bushels                   | 500 Bushels                   | 700 Bushels                   | 880 Bushels                   | 1100 Bushels                  |
| Struck level ASAE S324.1                       | 276 cu. ft.                   | 425 cu. ft.                   | 463 cu. ft.                   | 712 cu. ft.                   | 890 cu. ft.                   |
| Heaped ASAE S324.1                             | 427 cu. ft.                   | 622 cu. ft.                   | 709 cu. ft.                   | 1096 cu. ft.                  | 1370 cu. ft.                  |
| Load carrying capacity                         | 11.5 tons                     | 16.6 tons                     | 19.2 tons                     | 24.2 tons                     | 30 tons                       |
| Depth of box                                   | 28.5 in.                      | 47.2 in.                      | 44.5 in.                      | 53.2 in.                      | 53.2 in.                      |
| Inside width of box                            | 61.75-65 in.                  | 83.5 in.-65 in.               | 91 in. to 60 in.              | 60 in. to 96 in.              | 60 in. to 96 in.              |
| Overall width w/truck tires / tire size        | 111 in.<br>425/65 R22.5       | 111 in.<br>425/65 R22.5       |                               |                               |                               |
| Overall width w/flotation tires / radial tires | 115 in.<br>500/50-22.5        | 118.25 in.<br>500/60-22.5     | 132 in.<br>700/40-22.5        | 132 in.<br>700/40-22.5        | 137 in.<br>28L R26            |
| Overall height                                 | 99 in.                        | 118 in.                       | 128 in.                       | 129 in.                       | 137 in.                       |
| Loading height                                 | 67.75 in.                     | 89 in.                        | 90 in.                        | 93.2                          | 113 in.                       |
| Overall length                                 | 27 ft. 4 in.                  | 27 ft. 4 in.                  | 33 ft.                        | 33 ft.                        | 38 ft. 4 in.                  |
| Bed length                                     | 218 in.                       | 218 in.                       | 24 ft.                        | 24 ft.                        | 30 ft.                        |
| Beater speed                                   | 420 RPM                       | 420 RPM                       | 420 RPM                       | 420 RPM                       | 420 RPM                       |
| Fan diameter                                   | 34.6 in.                      | 34.6 in.                      | 34.6 in.                      | 34.6 in.                      | 34.6 in.                      |
| Number of paddles on beater                    | 36                            | 70                            | 70                            | 70                            | 70                            |
| Tractor PTO horsepower min. rec.               | 100 HP                        | 150 HP                        | 185 HP                        | 200 HP                        | 250 HP                        |
| Number of unloading speeds                     | Infinite from 0 - 15 ft./min. | Infinite from 0 - 15 ft./min. | Infinite from 0 - 15 ft./min. | Infinite from 0 - 15 ft./min. | Infinite from 0 - 15 ft./min. |
| PTO speed                                      | 1000                          | 1000                          | 1000                          | 1000                          | 1000                          |
| PTO shaft diameter                             | 1-3/8 in.<br>(1-3/4 in.)      | 1-3/8 in.<br>(1-3/4 in.)      | 1-3/4 in.                     | 1-3/4 in.                     | 1-3/4 in.                     |
| Endgate cylinders                              | Two                           | Two                           | Two                           | Two                           | Two                           |
| Tare weight                                    | 11,500 lbs.                   | 13, 140 lbs.                  | 16,000 lbs                    | 17,040 lbs.                   | 26,500 lbs.                   |





## Parts Availability

The entire line of Pik Rite equipment comes with our total commitment to customer support after the sale. Our customer service department is staffed to respond quickly to requests for parts, service or information. Our production staff can manufacture most parts in our shop and deliver them through a variety of carriers including UPS, Fed Ex and other LTL (less than a truckload) services.





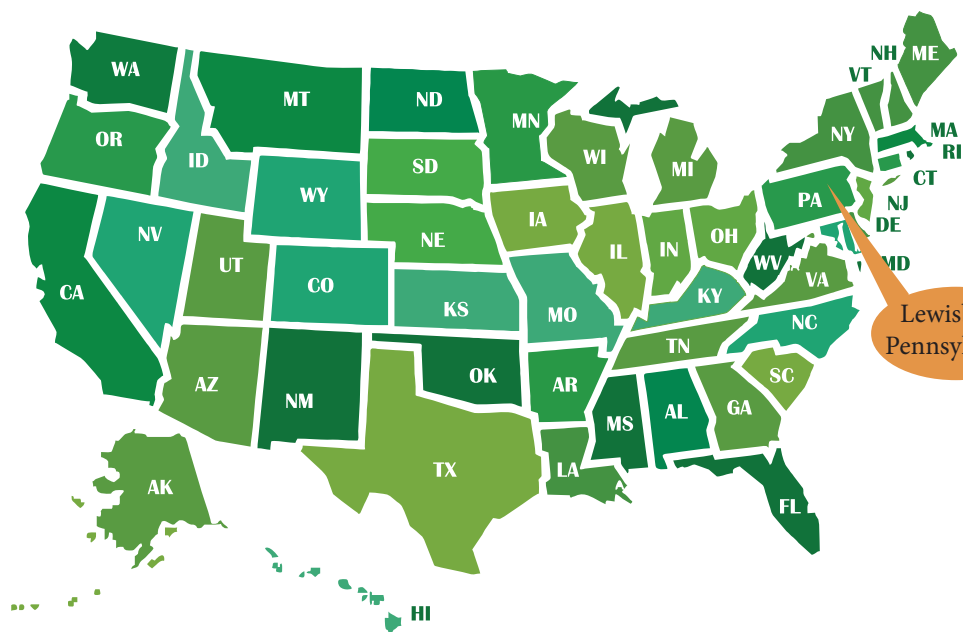
## 2 Year Warranty

---

Pik Rite, Inc. provides a limited warranty assuring the Pik Rite spreader to be free from defects in material and workmanship for a period of two years from the original date of purchase. Pik Rite will repair or replace, at its option and without charge, any defective or malfunctioning part (excluding items of normal wear or misuse) of the spreader for this allotted time. Pik Rite, Inc. makes no warranty of merchantability or fitness for a particular use.







## Our Vision & Mission

To be the premier producer of agricultural equipment and truck bodies that is recognized across the globe for its superior design, durability and workmanship.

Everyone at Pik Rite is given the opportunity to grow personally while engaging in an atmosphere of unity, respect and integrity. Our team work attitude creates a positive experience for our customers through favorable relationship, advanced innovation and easy to use, first class products.





## Success Stories

**“My Pik Rite spreader is built for a farmer’s use! I love the strength and durability of the Hydra-Pull 1880VB. We stockpile poultry litter in a field and I never have to worry about picking up frozen or chunky material. The spreader shreds the chunky material and applies the material in a uniform application. It also saves time by spreading large quantities quickly and easily. I own two of these machines and heartily recommend them!”**

Daryl Alger  
Lebanon, Pennsylvania

**“We have been very impressed with our Hydra-Pull 1880VB spreader from Pik Rite! We spread a heavy duty lime bio solids material so initially I was very skeptical until we spread our first load! The spreader was able to break up the chunky material and gave us a perfect spread pattern. It also saves us time by spreading efficiently at speeds up to 6 miles per hour. We have actually been able to spread up to 200 tons per hour with this durable machine. Thank you Pik Rite for a spreader that’s built to work the way we work!”**

Scott Rhoads  
Stoystown, Pennsylvania

**“I really like the design changes on the new Hydra-Ram HR 400. The quick detach beaters are very handy, and I see improved cleanout with the contoured push panel. We spread corn fodder bedding (pen pack) and the HR 400 shreds it and spreads it so evenly on the field that we can follow it with a no-till planter! The weigh scale mountable tongue is also a great feature and my scale really takes the guess work out of the application rate. I also like the hydraulic over electric control configuration. Pik Rite does a great job building manure handling equipment with many user friendly features!”**

Dan Mussleman  
Bethel, Pennsylvania





**Pik Rite, Inc.**

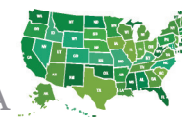
60 Pik Rite Lane

Lewisburg, PA 17837

**1-800-326-9763**

Visit our website at [www.pikrite.com](http://www.pikrite.com)

PROUDLY MADE IN THE USA



Pik Rite, Inc. reserves the right to change any equipment specifications, design or materials without notice.

